


INCLUDED PARTS

Halloween Ghost, 14


Halloween Ghost, 21



TOP
1x



BASE
1x




TOP
1x



BASE
1x

Halloween Cat, 18



TOP
1x



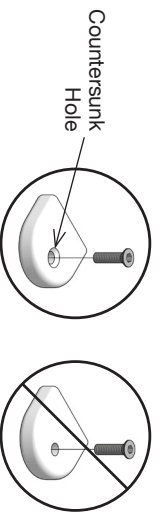
BASE
1x

ASSEMBLY TIPS: 5 Important Points You **NEED** to Read


1. Prior to beginning assembly, please inspect and inventory the parts to make sure you have everything and that nothing was damaged during shipping. If damage has occurred, please take photos and go to lollidesigns.com/damage. Rest assured we'll get it taken care of straight away!
2. To avoid scratching furniture, assemble on a clean, soft surface like a blanket, carpet, or the flattened cardboard box the furniture was shipped in.
3. **Start all bolts by hand to ensure proper alignment and to prevent cross threading.** Then using the provided tool, tighten until you feel resistance. Do not overtighten.
4. Bolts should not be forced, but some components, particularly blocks, fit snug but can still be installed without tools or excess force.
5. If parts are still not going together, please send us a photo of the part you are having trouble with.

BLOCK & BOLT INSTALLATION

Insert bolts through countersunk hole side of blocks as shown below.



CORRECT



INCORRECT

"Loll Designs inspires people to appreciate the outdoors."

Greg Benson - Founder

♻️ RECYCLE THE PACKAGING

We've gone through great lengths to make as much of our packaging as possible recyclable. The cardboard box, paper wrap, filler and paper bags can all go in your recycling bin. The muslin hardware bags replaced plastic bags with the intention of reducing plastic and encouraging reuse. Loll Designs and Planet Earth thank you!

WE WANT YOU TO LOVE YOUR LOLL

For more info and visual aids, watch the assembly videos at www.lollidesigns.com/videos
For product care & maintenance, visit www.lollidesigns.com/care-maintenance
For further lollygagging assistance, please reach out!

+1 877-740-3387

sales@lollidesigns.com

5912 Waseca Street
Duluth, Minnesota 55807

MADE IN THE USA



*Loll Ghost 14 is displayed

1



TOP 1x

BASE 1x

Push firmly to insert top into base.

ASSEMBLY INSTRUCTIONS & PRODUCT INFO:

HALLOWEEN CAT & GHOSTS



LOLL
DESIGNS